

# Yakitome

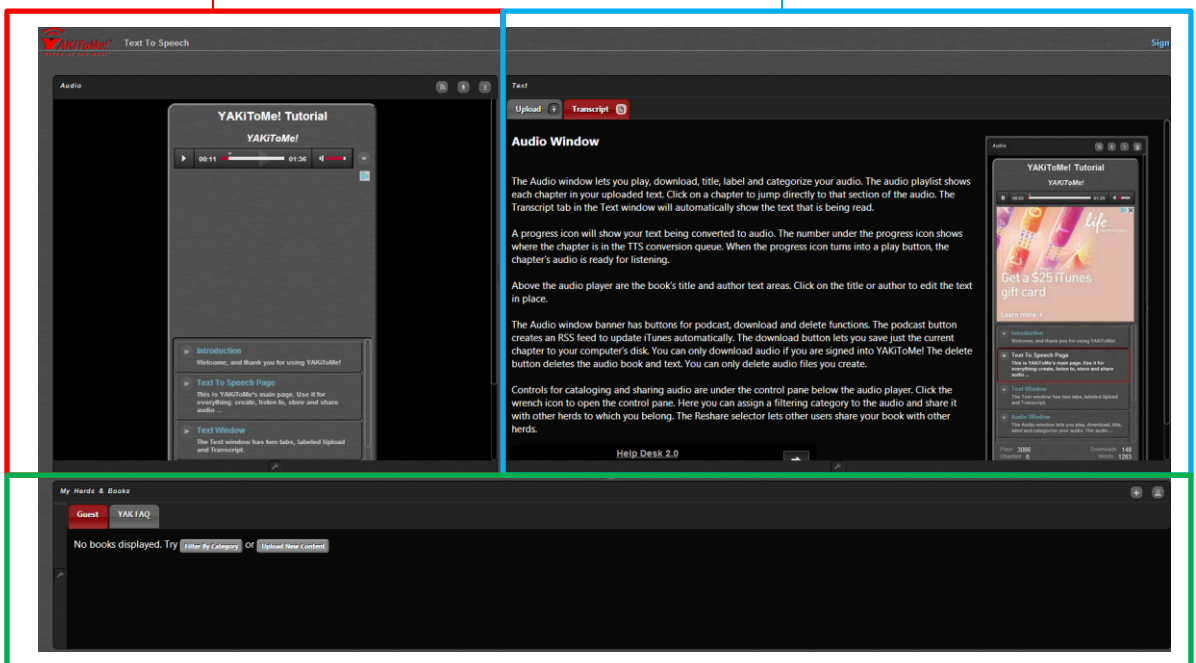
Yakitome (yakitome.com) is a free online service that allows you to create audio versions of word, pdf and text documents.

To download mp3 files, you must sign up for a free Yakitome account.

The webpage has three main windows:

**Audio window**-used to play, download, title, label and categorize audio and playlists.

**Text window**-used to upload documents, select settings for audio files and then convert the text to audio files.



**Herds & Books**-allow you to create groups and share books/audio with those groups.

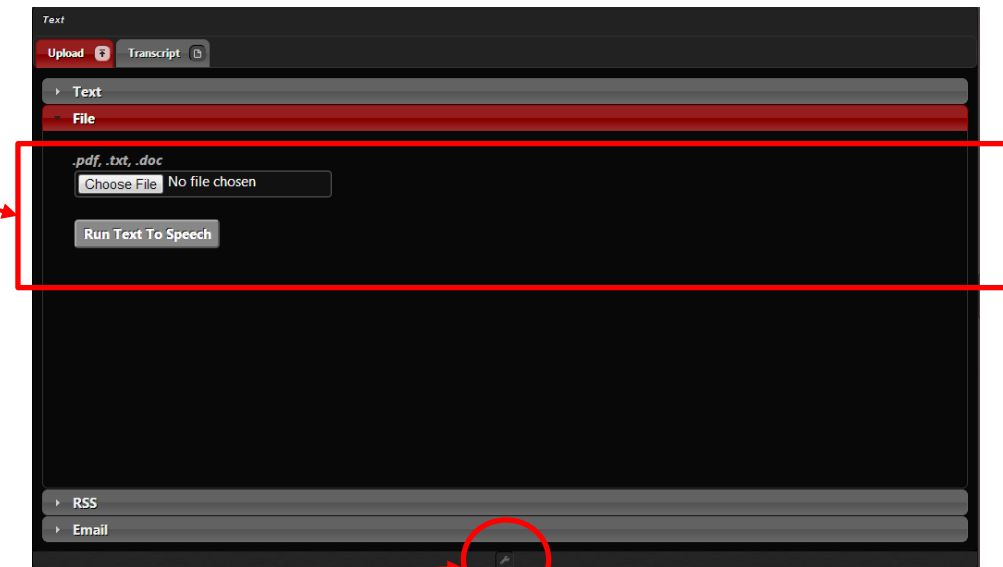
## To create an audio file from text:

To create an audio file from text:

1. In the Text window, click on the upload button
2. You will see three options in the bottom of the window. You can upload and translate a file (word, pdf, text), an RSS feed (like your favorite blog) or set it up to read your email.

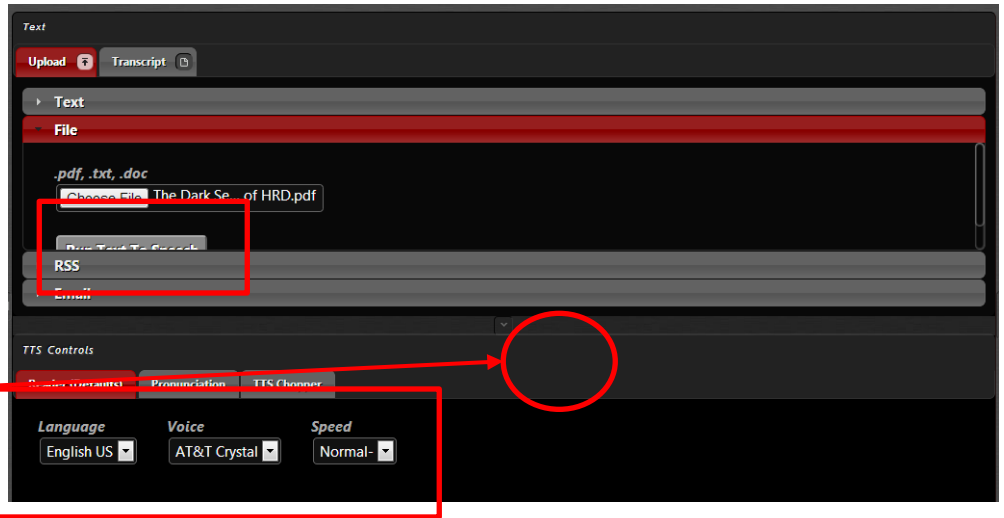


3. If you click on File, you will be presented with a file picker. Select the file you want converted to audio.

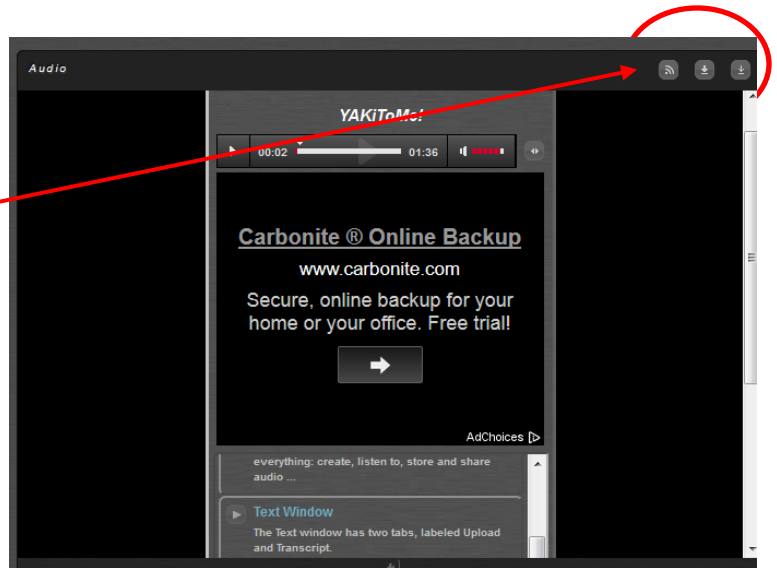


4. Before you click "Run Text to Speech," click on the wrench to open the audio options

5. Select the language, voice and speed you would like for your file. Personally, I like to set the speed to faster than normal.



6. Click the down arrow to collapse this window and then click the "Run Text to Speech" button.



7. Once the file is converted, you will see it in your audio window. Use the three buttons in the upper right to create an RSS (to create a "podcast" to itunes), download as an mp3, or download as an ogg file (you probably want mp3 vs. ogg)